


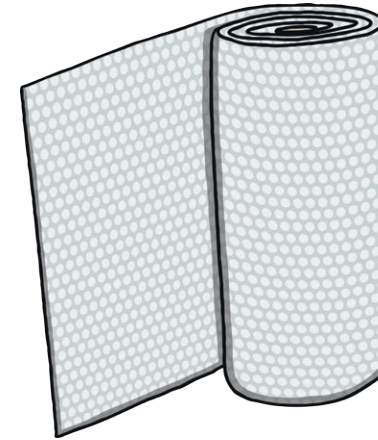
Me and My Name

Fine Motor Challenge Cards



Me and My Name Fine Motor

Can you pop the bubbles on the bubble wrap, in the shape of your name?




twinkl.com

Me and My Name Fine Motor

Can you thread beads onto a string and then put them into the shape of the capital letter in your name?

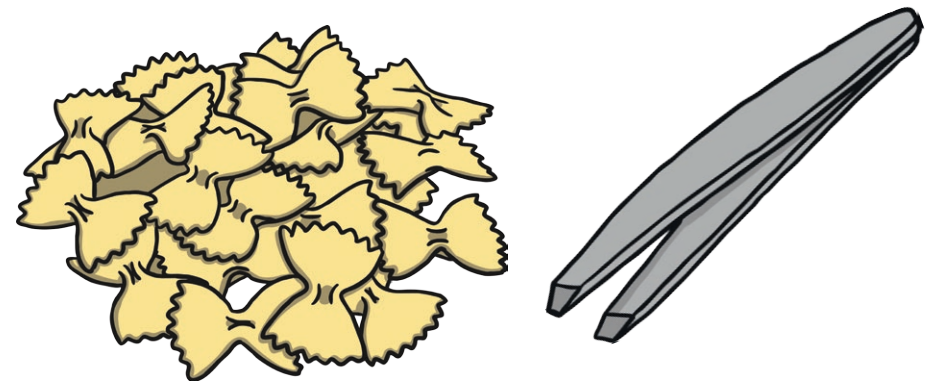
Can you use beads with letters on them to spell your name?



twinkl.com

Me and My Name Fine Motor

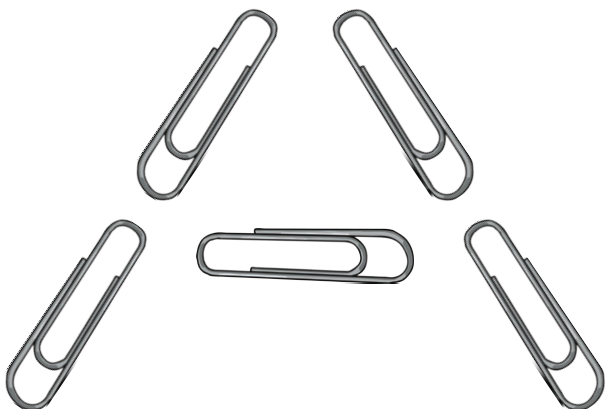
Use tweezers to pick up dry pasta and peas and arrange them to spell out your name.



twinkl.com

Me and My Name Fine Motor

Use paperclips to make the letters of your name.



twinkl.com

Me and My Name Fine Motor

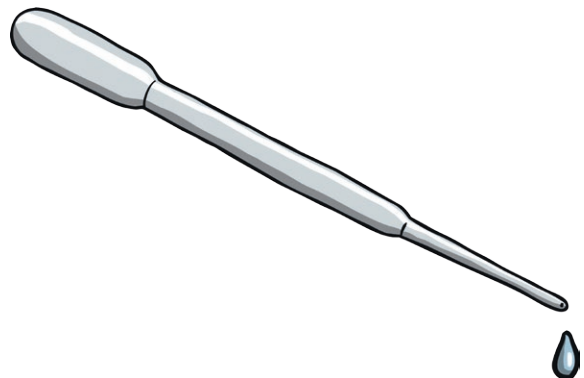
Write your name in big letters and stick materials like cotton wool, string or sequins to it, to make your name 3D.



twinkl.com

Me and My Name Fine Motor

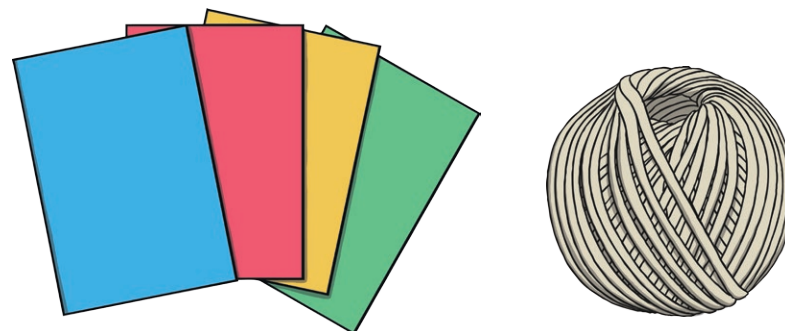
Write your name in felt tip, then use a pipette to add drops of water to it and the letters will melt away.



twinkl.com

Me and My Name Fine Motor

Punch holes in paper or card, in the shape of some of the letters in your name. Then thread string or wool in and out of the holes.



twinkl.com

Me and My Name Fine Motor

Try cutting out letters to spell your name.



twinkl.com

Me and My Name Fine Motor


Scrunch up lots of pieces of newspaper and put or stick them into place to spell your name.



twinkl.com

Me and My Name Fine Motor

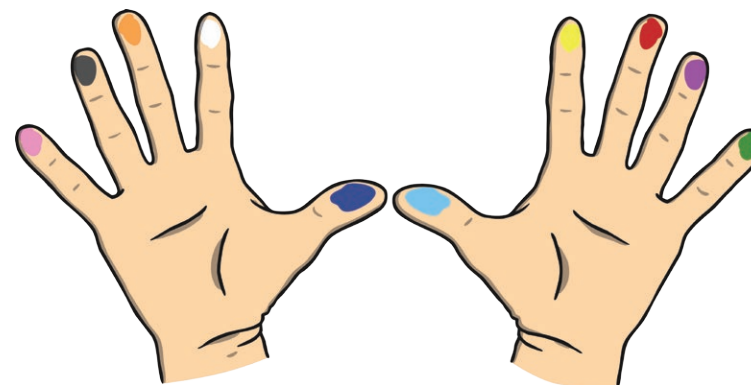
Trace around letter stencils to spell your name. Use a ruler to help you write your name in really big CAPITAL letters.



twinkl.com

Me and My Name Fine Motor

Spell your name using finger paints to make bubble writing. Fill in your name by drawing squiggles, circles and spirals.



twinkl.com